


# BOURNES GREEN SCHOOLS

*Believe, Grow, Succeed*



**A love of reading is the biggest indicator  
of future academic success.**

OECD (The Organisation for Economic Co-operation and Development)



## Terminology

**Grapheme**

A letter or group of letters used to represent a particular sound when writing. 'a sound written down'

**Phoneme**

one letter that make one sound

**Digraph**

two letters that make one sound

**Trigraph**

three letters that make one sound

**Blend**

putting sounds together to read a word

**Segment**


breaking apart the sounds in a word

**Adjacent consonant**

Two or more consonants that come together in a word without any intervening vowel or vowels (for example, 'd-r' in 'drop', 's-t-r' in 'strap').

**Split digraph**

digraph representing a vowel sound where its two letters are split by an intervening consonant (for example, 'a\_e' in 'take')



## How we teach phonics

Daily phonics sessions – follows familiar format

Mon-Thurs is usually a focus lesson such as a new sound and Friday is usually a recap and review of the new information the children have been taught.

Review/revisit

Teach- Phoneme, GPC, Blend, Read

Practise and Apply- reading a sentence, spelling

[For parents | Letters and Sounds  
\(littlewandlelettersandsounds.org.uk\)](https://www.littlewandlelettersandsounds.org.uk)

Our school has chosen *Little Wandle Letters and Sounds Revised* as our Systematic Synthetic Phonics (SSP) programme to teach early reading and spelling.





BOURNES GREEN SCHOOLS

*Believe, Grow, Succeed*

































## What your child will learn in Year 1

- New graphemes for the Phase 2 and 3 sounds
- That the same grapheme can have alternative pronunciations
- Alien words
- Phase 5 tricky words

## Grapheme mat


Grow the code grapheme mat Phase 2, 3 and 5

 s ss c se ce st sc	 t tt	 p pp	 n nn kn gn	 m mm mb	 d dd	 g gg	 c ck cc ch	 r rr wr	 h
 b bb	 f ff ph	 l ll le al	 j jg dge ge	 v vv ve	 w wh	 x	 y	 z zz s se ze	 qu
 ch tch ture	 sh ch ti ssi si ci	 th	 ng	 nk	 a	 e ea	 i y	 o a	 u o-e ou

Grow the code grapheme mat Phase 2, 3 and 5

 ai ay a a-e eigh aigh ey ea	 ee ea e e-e ie y ey	 igh ie i i-e y	 oa o o-e ou oe ow	 oo ue u-e ew ou ui	yoo ue u u-e ew	 oo u* oul	 ar a* al*
 or aw au aur oor al a oar ore	 ur er ir or	 ow ou	 oi oy	 ear ere eer	air are ere ear	zh su si	

\*depending on regional accent



## Saying the Phase 2, 3 and 5 sounds

### Videos



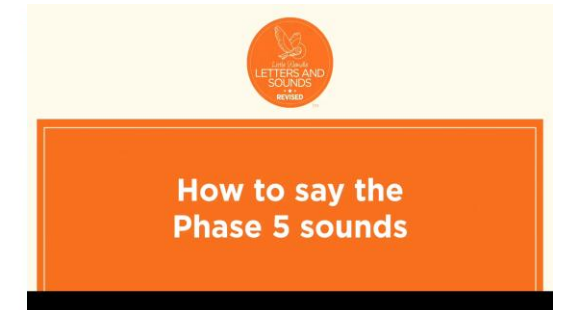
**Phase 2 sounds taught in  
Reception Autumn 1**



**Phase 2 sounds taught in  
Reception Autumn 2**



**Phase 3 sounds taught in  
Reception Spring 1**



**How to say Phase 5 sounds**



BOURNES GREEN SCHOOLS

*Believe, Grow, Succeed*



# Phonics Screening Check





## In the summer term we are preparing for the Phonics Screening Check

### What is the Phonics Screening Check?

- It is a quick check of your child's phonics knowledge.
- It is **not** designed to create any stress for your child.
- It assesses decoding skills using phonics.
- It consists of 40 words (20 real words, 20 'alien words').


If children do not achieve the required score in Year 1, they will retake the screening at the end of Year 2.

Section 1

sut	
yad	
dop	
uct	

Section 1

shop
yell
peel
check



## How does the check work?


- Your child will sit with a member of staff that they know.
- They will be asked to read 40 words aloud.
- This takes just a few minutes to complete, but there is no time limit.
- If your child is struggling, the teacher will stop.
- It has been carefully designed not to be stressful for your child.

2023 national curriculum assessments

### Key stage 1

#### Phonics screening check

Pupils' materials





## What are alien words?



- The check will contain 20 'alien words'.
- The children will be familiar with alien words and will start to read them in summer term.
- Alien words assess children's decoding skills and are used in lessons for the purpose of preparing for the Phonics Screening Check **only**.
- Children cannot read these words by using their memory or known vocabulary, so they have to use their decoding skills. This is a fair way to assess their ability to decode.
- The Phonics Screening Check will be administered in June.

## What can you do at home to help?

- Read with your child at home
- Write sentences using the phase 5 sounds
- Make or buy flashcards - [Little Wandle at Home Phonics Flashcards for Year 1 by – Collins](#)






BOURNES GREEN SCHOOLS

*Believe, Grow, Succeed*



# Reading in School



# BOURNES GREEN SCHOOLS




*Believe, Grow, Succeed*

EYFS and Year 1- Practice reading sessions- x2

First session focuses on decoding (sounding out) the words, and the second session works on prosody which is reading with expression and comprehension.

We focus on the same book more than once because we want to develop the fluency. The more children see words, the more they begin to read them automatically without having to sound them out.



Little Wandle Letters and Sounds Revised Reception  
Child assessment


Autumn 1

m	a	p	c	o
s	g	k	u	h
i	t	n	r	f
d	ck	e	b	l
sat	man	hug	red	peck



Children are assessed regularly to ensure that they are making progress and are on the correct reading books.

The books your children will be taking home are matched to their phonetic ability. We want children to be able to read fluently and not find reading to be a chore.



BOURNES GREEN SCHOOLS


*Believe, Grow, Succeed*



# Reading at Home

*Believe, Grow, Succeed*

## Books Going Home






## Listening to your child read their phonics book

- Your child should be able to read their book without your help.
- They might sound out words and blend them before they read them fluently.
- If they can't read a word, sound the word out and read it to them. Then ask them to repeat it.






## Read to your child

### The shared book is for YOU to read:

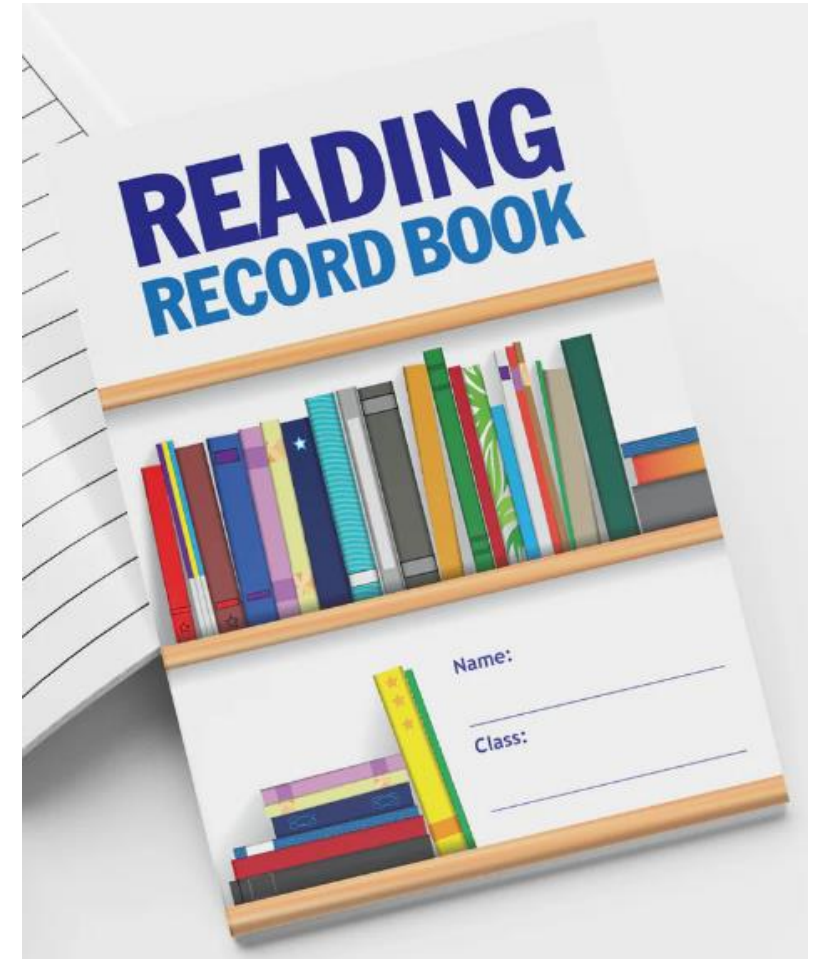
- Make the story sound as exciting as you can by changing your voice.
- Talk with your child as much as you can:
  - Introduce new and exciting language.
  - Encourage your child to use new vocabulary.
  - Make up sentences together.
  - Find different words to use.
  - Describe things you see.






## Reading Records

- We expect your child to read at home a minimum of 3 times a week.
- Reading records are checked every week by class teacher/TA.
- Children are provided with a stamp and a house point if they have read 3 times and 2 house points if they have read more than 3 times.





BOURNES GREEN SCHOOLS

*Believe, Grow, Succeed*



# Questions